

Scaled data based on original data using  
LM-79-08 Approved Method: Electrical and Photometric Measurements of Solid-  
State Lighting Products

Test Report Prepared for  
Cooper Lighting Solutions  
(formerly Eaton)

Brand: McGRAW-EDISON

Report Number: P385759

Luminaire Tested: **GWC-SA1B-750-U-T4FT**

Issue Date: 3/3/2020

**Test Information**

Test Method: LM-79-08  
Report Number: P385759  
TEST IS SCALED FROM IESNA LM-79-08 TEST DATA (G2-1903-205-16)  
Test Lab: INNOVATION CENTER  
Issue Date: 3/3/2020  
Manufacturer: COOPER LIGHTING SOLUTIONS (FORMERLY EATON)  
Product Line: MCGRAW-EDISON  
Catalog Number: GWC-SA1B-750-U-T4FT  
Description: GALLEON WALL LUMINAIRE  
(1) 70 CRI, 5000K, 800mA LIGHTSQUARE WITH 16 LEDS AND TYPE IV FORWARD  
THROW OPTICS  
Light Source: -  
Ballast/Driver: ELECTRONIC DRIVER

**Summary**

Lumens per Lamp: N/A  
Luminaire Lumens: 6140 lumens  
Efficiency: N/A  
Efficacy: 139.5 lumens/watt  
Luminous Opening: Rectangular (W 0.5' x L: 0.5' x H: 0')  
IES Classification: Type IV - Short  
BUG Rating: B1 - U0 - G2

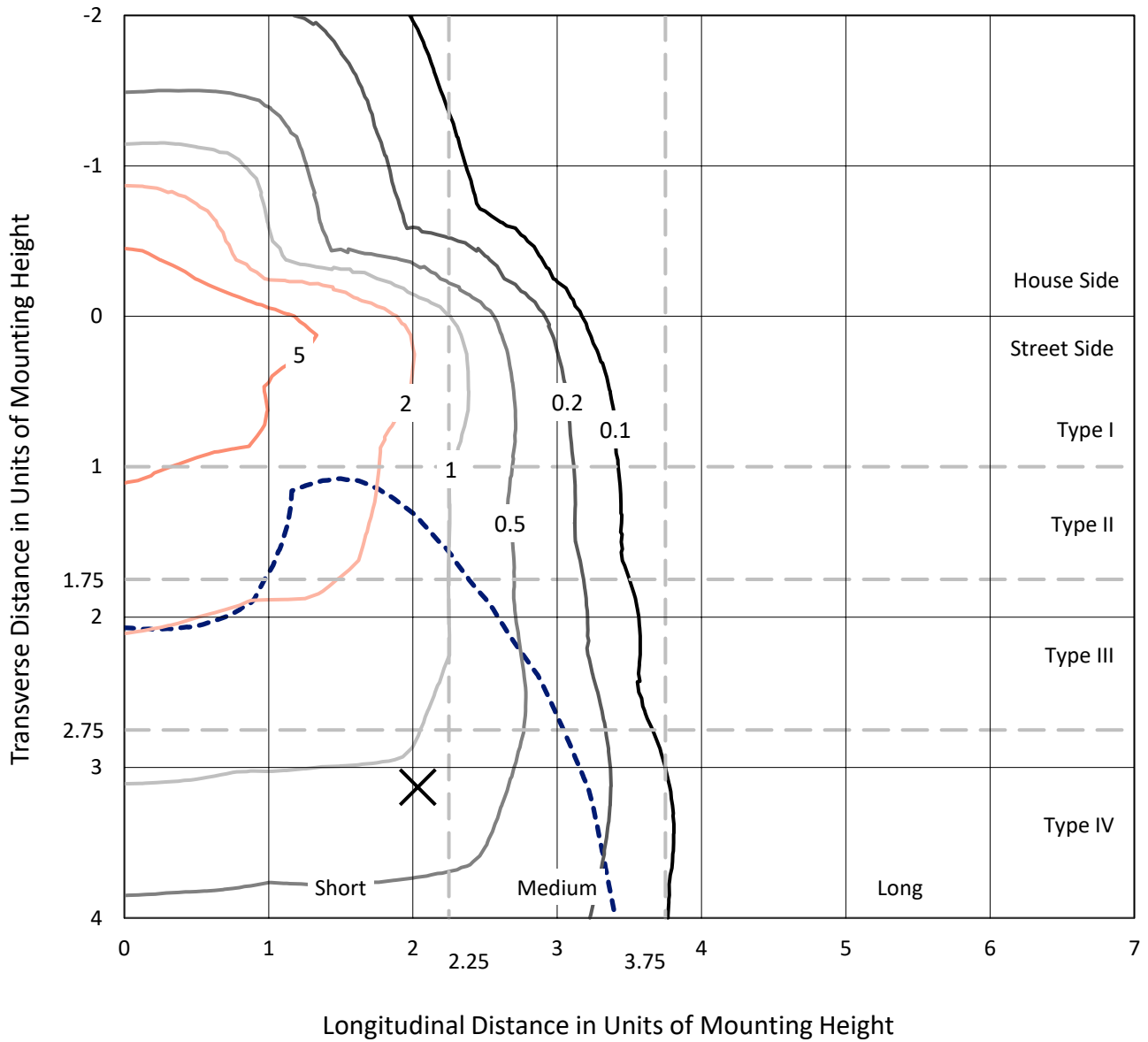
Input Watts (W): 44  
Input Voltage (V): NR  
Input Current (A<sub>in</sub>): NR  
Voltage Rise (V): NR  
Power Factor: NR  
Total Harmonic Distortion (THDi): NR  
Frequency (hertz): 60  
Stabilization Time: NR  
Operation Time: NR  
Ambient Temperature (°C): NR  
Test Distance: 24 FT



REPORT NUMBER: P385759  
 CATALOG NUMBER: GWC-SA1B-750-U-T4FT

### Iso-Footcandle Lines of Horizontal Illumination

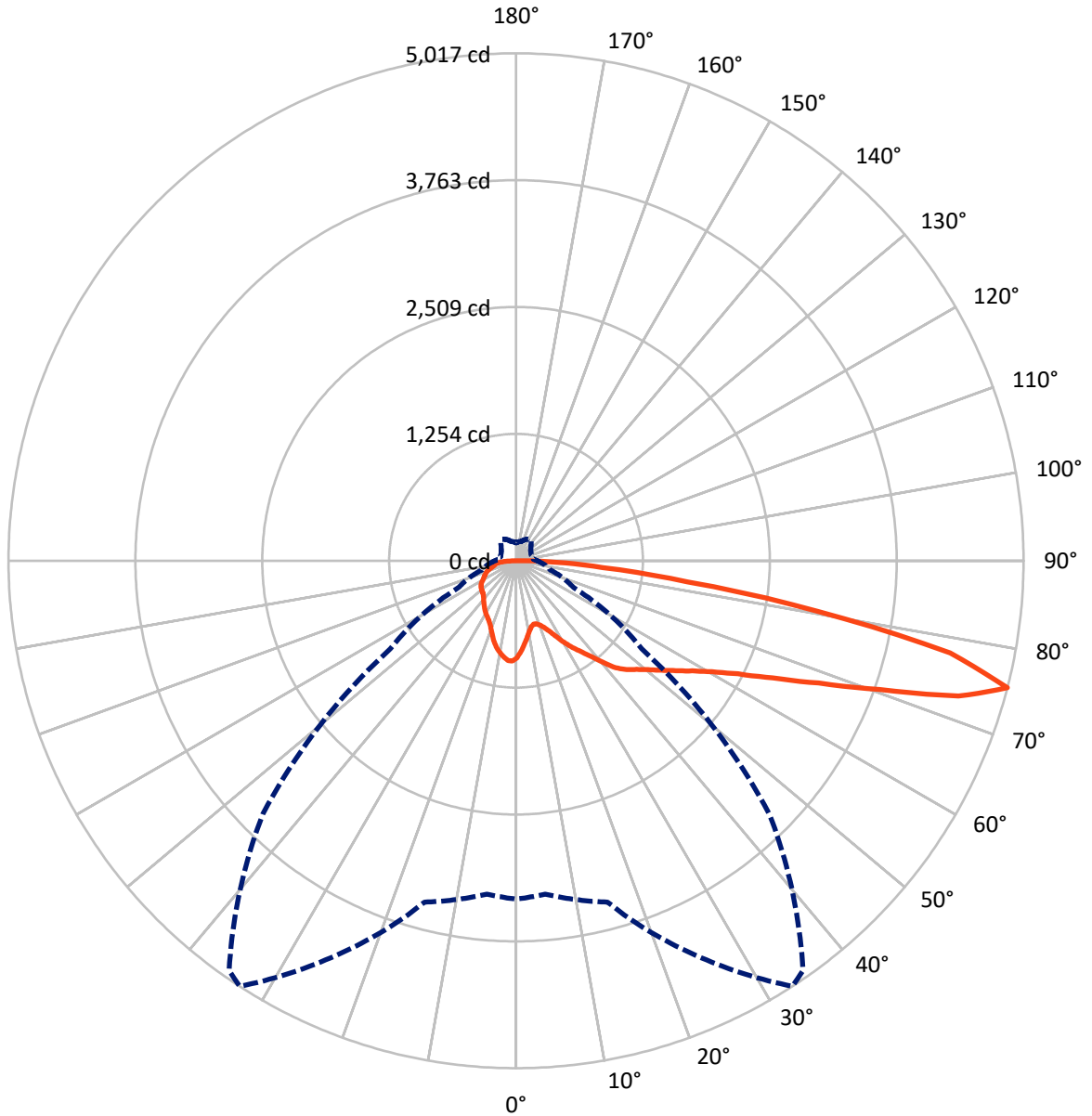
× Max cd  
 - - - 1/2 Max cd



Based on 10 foot mounting height. Maximum calculated value = 9.6 fc  
 Type IV - Short - N/A

REPORT NUMBER: P385759  
CATALOG NUMBER: GWC-SA1B-750-U-T4FT

### Luminous Intensity Polar Plot



— Vertical Plane Through 33-Deg Lateral    - - - Horizontal Cone Through 75-Deg Vertical



REPORT NUMBER: P385759

CATALOG NUMBER: GWC-SA1B-750-U-T4FT

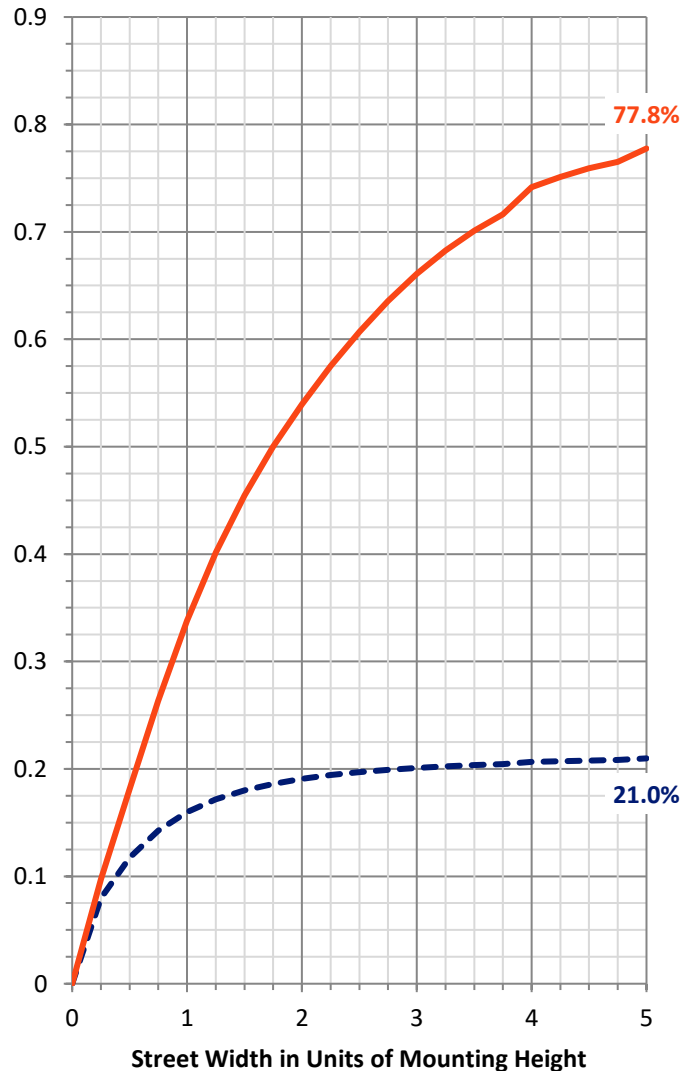
**FLUX DISTRIBUTION:**

		Downward	Upward	Total
<b>House Side</b>	Lumens	1318.4	0.0	1318.4
	% Fixture	21.5	0.0	21.5
<b>Street Side</b>	Lumens	4821.6	0.0	4821.6
	% Fixture	78.5	0.0	78.5
<b>Total</b>	Lumens	6140.0	0.0	6140.0
	% Fixture	100.0	0.0	100.0

**ZONAL LUMENS:**

Zone	Lumens	% Fixture
0°-10°	86.8	1.4
10°-20°	235.1	3.8
20°-30°	383.9	6.3
30°-40°	571.7	9.3
40°-50°	820.0	13.4
50°-60°	1125.8	18.3
60°-70°	1409.4	23.0
70°-80°	1275.0	20.8
80°-90°	232.3	3.8
90°-100°	0.0	0.0
100°-110°	0.0	0.0
110°-120°	0.0	0.0
120°-130°	0.0	0.0
130°-140°	0.0	0.0
140°-150°	0.0	0.0
150°-160°	0.0	0.0
160°-170°	0.0	0.0
170°-180°	0.0	0.0
0°-90°	6140.0	100.0
0°-180°	6140.0	100.0

**Coefficient of Utilization**



REPORT NUMBER: P385759

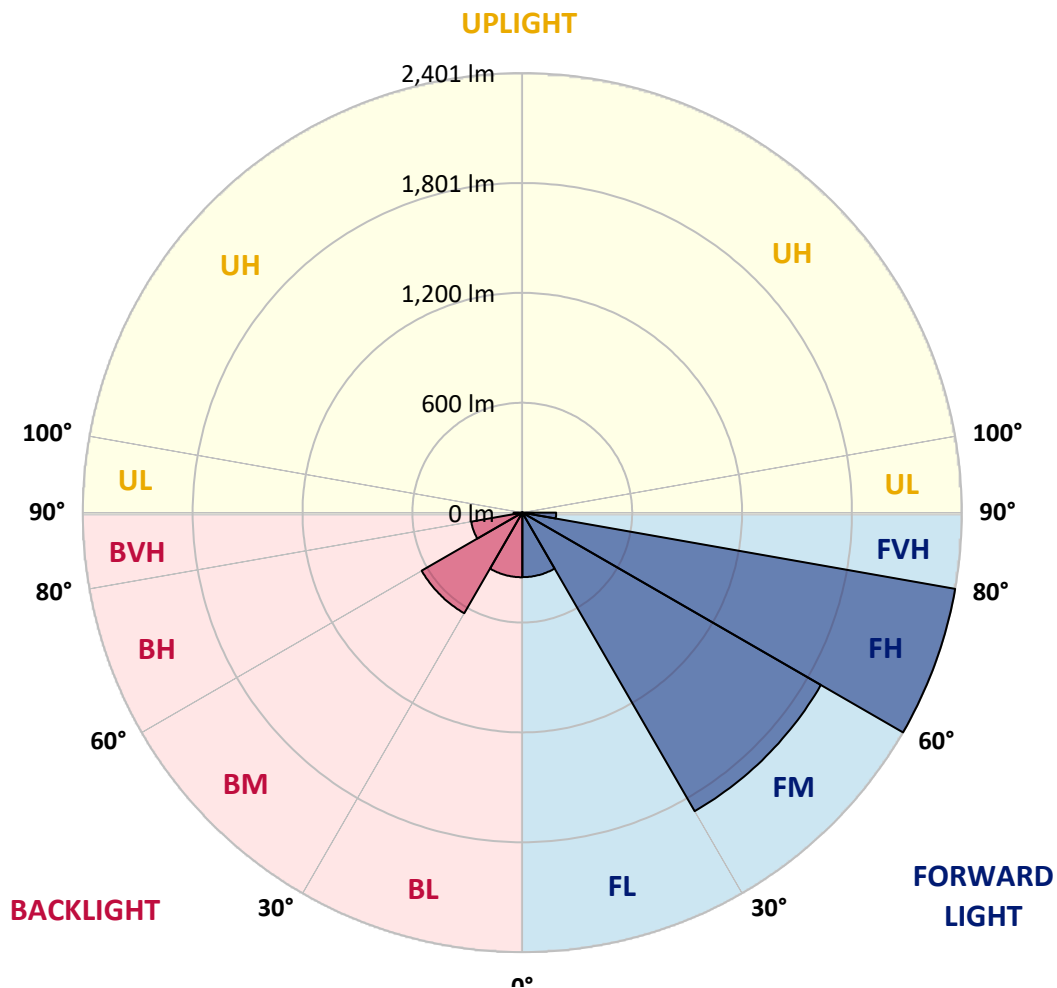
CATALOG NUMBER: GWC-SA1B-750-U-T4FT

**LUMINAIRE CLASSIFICATION SYSTEM LUMEN TABLE AND BUG RATING:**

Zone	Lumens	% Fixture	Zone Rating/Lumen Limit		
			B	U	G
FL (0°-30°)	352.6	5.7			
FM (30°-60°)	1883.0	30.7			
FH (60°-80°)	2401.0	39.1			G2/5000
FVH (80°-90°)	185.0	3.0			G2/225
BL (0°-30°)	353.1	5.8	B1/500		
BM (30°-60°)	634.5	10.3	B1/1000		
BH (60°-80°)	283.5	4.6	B1/500		G1/500
BVH (80°-90°)	47.3	0.8			G1/100
UL (90°-100°)	0.0	0.0		U0/0	
UH (100°-180°)	0.0	0.0		U0/0	

**BUG Rating: B1-U0-G2**

Type IV Short





REPORT NUMBER: P385759

CATALOG NUMBER: GWC-SA1B-750-U-T4FT

**CANDELA DISTRIBUTION (FULL):**

	0°	5°	15°	25°	33°	35°	45°	55°	65°	75°	85°
0°	959.7	959.7	959.7	959.7	959.7	959.7	959.7	959.7	959.7	959.7	959.7
2.5°	891.2	887.8	894.2	895.0	900.5	902.7	910.3	922.2	931.9	943.2	953.4
5°	810.4	808.1	817.0	823.3	835.4	840.5	858.5	883.8	906.3	931.7	954.8
7.5°	733.6	732.4	742.3	756.7	770.7	777.7	808.9	845.6	883.2	924.3	959.7
10°	668.9	668.5	678.1	692.3	712.8	720.7	761.0	809.3	861.9	918.6	968.0
12.5°	632.7	634.2	638.6	650.5	669.6	677.4	722.2	779.0	844.1	916.7	980.1
15°	641.6	643.9	636.3	635.9	649.4	655.6	697.6	757.4	831.4	919.8	997.7
17.5°	679.5	680.0	659.8	647.1	655.4	658.5	689.9	745.1	824.0	927.1	1019.7
20°	733.0	731.9	696.3	675.1	679.5	680.4	700.8	745.3	823.3	939.6	1048.4
22.5°	803.8	796.0	748.0	719.2	718.1	716.9	728.5	761.0	832.7	959.9	1082.5
25°	896.3	888.9	822.9	783.5	775.0	771.8	773.5	794.5	851.1	981.8	1120.7
27.5°	999.2	986.2	922.6	866.8	849.2	844.8	834.6	841.8	871.3	1002.8	1166.1
30°	1085.3	1078.3	1022.7	956.5	935.8	929.4	902.7	894.8	900.3	1031.4	1223.3
32.5°	1133.4	1128.8	1095.0	1041.6	1022.3	1013.4	975.6	959.9	947.0	1076.6	1301.0
35°	1191.7	1188.8	1168.4	1129.6	1101.0	1091.6	1062.4	1046.0	1012.7	1138.7	1401.3
37.5°	1266.0	1262.8	1263.2	1231.8	1197.7	1189.0	1169.7	1152.5	1098.0	1220.4	1510.3
40°	1350.0	1343.8	1341.5	1340.0	1318.4	1313.5	1303.3	1280.0	1204.9	1317.9	1617.8
42.5°	1476.4	1454.5	1407.9	1425.5	1446.9	1444.3	1452.6	1419.1	1323.7	1433.3	1722.8
45°	1598.3	1562.5	1481.9	1485.7	1532.6	1546.8	1608.7	1585.0	1452.4	1559.7	1831.4
47.5°	1653.9	1626.7	1558.2	1558.5	1604.9	1634.4	1770.1	1753.2	1587.7	1703.3	1964.0
50°	1716.0	1688.9	1627.4	1650.5	1691.0	1722.4	1926.0	1917.3	1716.5	1860.5	2122.8
52.5°	1783.9	1737.9	1698.9	1740.2	1797.1	1833.5	2082.1	2058.4	1834.6	2018.7	2305.4
55°	1784.8	1772.2	1801.9	1832.3	1917.3	1962.1	2245.6	2182.9	1930.9	2174.2	2454.1
57.5°	1886.3	1866.0	1929.0	1943.0	2054.1	2104.6	2408.3	2291.2	2028.9	2293.4	2534.3
60°	2020.8	2003.4	2055.0	2091.9	2223.4	2290.8	2582.0	2402.6	2105.9	2383.3	2530.5
62.5°	2253.1	2233.3	2232.7	2284.4	2461.5	2540.0	2776.9	2511.8	2136.4	2401.1	2422.5
65°	2593.0	2561.6	2502.5	2527.1	2790.5	2868.8	2994.7	2590.9	2096.1	2305.7	2144.5
67.5°	2923.9	2922.8	2850.1	2900.6	3224.9	3287.6	3242.9	2598.8	1970.3	1973.3	1651.1
70°	3253.7	3257.9	3245.6	3421.3	3811.7	3877.0	3507.2	2493.4	1687.6	1425.0	989.2
72.5°	3515.0	3513.9	3575.9	4028.7	4573.3	4558.7	3729.9	2173.9	1211.7	769.3	472.8
75°	3345.8	3308.8	3493.4	4329.4	5017.2	4945.8	3540.5	1516.5	628.9	350.2	254.5
77.5°	2182.2	2217.2	2488.1	3576.5	4388.6	4301.7	2597.5	707.5	296.3	229.7	184.5
80°	790.3	827.2	1165.0	2025.9	3023.6	3009.4	1279.1	290.8	200.4	173.5	134.5
82.5°	271.9	285.5	459.6	899.7	1707.1	1770.8	481.2	165.2	145.7	123.0	92.0
85°	106.7	122.2	210.2	432.9	861.1	867.5	194.9	98.8	101.4	80.6	50.5
87.5°	40.5	49.2	100.5	201.1	393.2	361.2	69.8	47.1	57.7	47.9	24.0
90°	0.0	0.0	0.0	0.0	0.0	0.0	0.0	0.0	0.0	0.0	0.0



REPORT NUMBER: P385759  
 CATALOG NUMBER: GWC-SA1B-750-U-T4FT

**CANDELA DISTRIBUTION (continued):**

	90°	95°	105°	115°	125°	135°	145°	155°	165°	175°	180°
0°	959.7	959.7	959.7	959.7	959.7	959.7	959.7	959.7	959.7	959.7	959.7
2.5°	961.2	965.7	975.0	981.3	988.1	990.0	990.9	992.6	994.3	993.7	993.9
5°	967.1	975.8	990.9	997.3	1000.2	996.8	990.3	985.0	981.1	979.0	978.4
7.5°	976.9	989.2	1005.3	1004.3	997.5	982.4	965.4	952.7	942.1	938.3	936.2
10°	989.8	1004.3	1015.5	1003.4	983.7	957.6	932.1	912.4	896.5	890.4	889.3
12.5°	1006.4	1021.0	1023.1	997.5	964.8	929.2	894.6	868.5	844.8	837.1	835.4
15°	1027.8	1041.6	1028.4	987.1	941.5	893.5	848.8	813.4	788.3	779.0	775.6
17.5°	1050.3	1063.4	1029.5	969.9	910.9	851.3	795.1	758.9	730.2	719.4	718.1
20°	1077.2	1083.2	1025.0	945.3	868.9	796.6	737.4	703.3	688.0	680.4	679.5
22.5°	1110.5	1104.2	1014.9	912.0	815.7	733.4	685.3	669.4	665.5	663.8	664.5
25°	1145.7	1126.2	999.8	868.5	748.5	670.2	647.1	651.5	656.6	656.0	656.0
27.5°	1184.5	1148.7	976.7	810.8	674.0	618.5	621.2	637.5	645.2	645.0	644.8
30°	1234.4	1174.1	947.2	741.5	604.5	582.0	598.7	618.7	629.1	628.6	628.9
32.5°	1295.7	1202.1	907.1	664.1	554.2	555.0	574.3	594.1	606.2	605.1	605.3
35°	1367.4	1233.5	852.8	587.7	520.9	533.6	548.9	562.7	574.1	572.6	571.2
37.5°	1445.4	1264.3	780.7	519.4	493.8	513.7	526.4	528.7	534.0	530.2	527.5
40°	1519.6	1287.8	687.8	463.4	466.4	496.7	505.0	495.7	486.1	484.8	481.0
42.5°	1584.3	1295.7	593.9	418.7	437.5	478.9	484.0	464.5	447.3	439.2	435.8
45°	1652.6	1298.4	506.3	381.1	409.8	463.0	468.5	442.4	418.2	400.9	395.1
47.5°	1741.9	1318.4	438.2	353.3	388.6	452.4	460.2	424.8	393.4	368.6	363.3
50°	1858.8	1357.8	382.8	332.1	374.8	445.4	454.3	407.6	373.1	343.2	337.9
52.5°	1988.6	1394.1	338.1	315.0	361.4	433.1	446.7	395.3	354.0	319.6	313.9
55°	2079.4	1366.3	302.0	297.1	344.0	415.5	436.1	384.9	326.6	296.7	291.6
57.5°	2096.7	1271.3	274.7	278.7	323.0	393.4	419.7	361.8	311.8	286.7	281.4
60°	2049.2	1138.9	254.3	261.7	300.5	365.6	389.2	345.5	297.6	276.1	271.7
62.5°	1929.8	1003.4	239.2	246.5	279.5	337.4	370.1	328.3	283.1	264.1	259.6
65°	1688.7	842.4	224.8	232.9	260.0	313.0	352.9	312.4	268.9	254.3	250.1
67.5°	1274.7	631.0	211.2	218.5	242.6	291.8	334.3	296.7	255.1	245.8	240.7
70°	750.6	395.1	195.8	203.4	224.4	269.8	314.3	279.5	238.0	233.7	227.2
72.5°	349.3	237.8	178.2	185.6	201.5	240.3	288.7	257.1	217.6	208.3	199.4
75°	208.5	173.9	157.4	163.9	175.2	208.9	256.4	234.1	198.3	186.0	176.7
77.5°	155.9	133.0	134.5	141.5	150.6	182.8	227.2	216.1	183.5	173.9	167.6
80°	112.2	101.0	109.7	117.3	126.8	166.3	217.6	199.8	165.9	153.1	147.2
82.5°	74.9	72.5	82.5	90.4	99.7	145.5	204.5	175.0	141.7	125.6	112.4
85°	41.4	43.7	55.6	59.0	67.0	102.4	167.6	140.6	106.7	85.9	82.1
87.5°	17.2	20.1	29.9	28.8	35.6	61.1	110.3	84.8	67.9	50.7	39.4
90°	0.0	0.0	0.0	0.0	0.0	0.0	0.0	0.0	0.0	0.0	0.0



Signify Classified - Internal  
Cooper Lighting Solutions Photometric Lab  
1121 Highway 74 South  
Peachtree City, GA 30269

Scaled Data Report



Report Generated By 670245982

Signify Classified - Internal  
Cooper Lighting Solutions Photometric Lab  
1121 Highway 74 South  
Peachtree City, GA 30269

Scaled Data Report



Signify Classified - Internal  
Cooper Lighting Solutions Photometric Lab  
1121 Highway 74 South  
Peachtree City, GA 30269

Scaled Data Report



Signify Classified - Internal  
Cooper Lighting Solutions Photometric Lab  
1121 Highway 74 South  
Peachtree City, GA 30269

Scaled Data Report



Signify Classified - Internal  
Cooper Lighting Solutions Photometric Lab  
1121 Highway 74 South  
Peachtree City, GA 30269

Scaled Data Report



--- HS — SS

Signify Classified - Internal  
Cooper Lighting Solutions Photometric Lab  
1121 Highway 74 South  
Peachtree City, GA 30269

Scaled Data Report



u

Signify Classified - Internal  
Cooper Lighting Solutions Photometric Lab  
1121 Highway 74 South  
Peachtree City, GA 30269

Scaled Data Report



Signify Classified - Internal  
Cooper Lighting Solutions Photometric Lab  
1121 Highway 74 South  
Peachtree City, GA 30269

Scaled Data Report



(END OF REPORT)